



ANNUAL REPORT

SPANISH NETWORK OF CITIES FOR CLIMATE

2017





TABLE OF CONTENTS

INTRODUCTION	5
1 11th ASSEMBLY	6
2 WORKING GROUPS	8
2.1 FORMATION OF WORKING GROUPS	8
2.2 AGREEMENTS AND ACTIVITIES	9
3 INFORMATION AND AWARENESS CAMPAIGN:	10
3.1 WORKSHOPS ON CLIMATE CHANGE ADAPTATION	10
3.2 SCHOOL EDUCATION CAMPAIGN	11
3.3 INFORMATION AND AWARENESS ACTIVITIES	12
- EUROPEAN FUNDS	12
- "MORE FOOD, LESS WASTE" CAMPAIGN	13
- PRESENTATION VIDEO	13
- CARBON FOOTPRINT CALCULATORS	14
- RESOURCES FOR MUNICIPALITIES WITH A CARBON FOOTPRINT REGISTRY	14
- LOW-CARBON ECONOMY	14
- GREEN EMPLOYMENT PROGRAMME	14
- GRANTS FOR PROJECTS ON CLIMATE CHANGE ADAPTATION	15
4 MUNICIPAL CARBON FOOTPRINT UPDATE, CALCULATION AND REGISTRY	16
5 PARTICIPATION IN CONFERENCES, WORKSHOPS AND SEMINARS	17
6 WEBSITE	21
7 NETWORK MEMBERS	22





INTRODUCTION

This Annual Report summarises the activities carried out by the Spanish Network of Cities for Climate (“Red Española de Ciudades por el Clima”) in 2017, pursuant to the work programme established in the Agreement between the Ministry of Agriculture and Fisheries, Food and the Environment (Spanish acronym MAPAMA) and the Spanish Federation of Municipalities and Provinces (Spanish acronym FEMP) for granting the aid earmarked in the 2017 Finance Bill to fund activities aimed to promote and assist in the development of local initiatives for climate change (2017-2020).

1 Xth ASSEMBLY



The Network held its 11th Assembly on 3 November 2017 in Logroño (La Rioja) with the attendance of approximately 70 municipal representatives. Prior to the Assembly, three Workshops on Climate Change Adaption took place and pilot projects selected by the Network's working groups were presented.

Following the agenda for the event, the activities carried out in 2016 were presented, which are described in the Annual Report for that year.

The state of implementation of the work programme for 2017 was also presented. Information was given on how the Agreement with the Ministry of Agriculture and Fisheries, Food and the Environment has been adapted to include the new lines of work approved at the previous Assembly, held in Granollers (Barcelona) in 2016.

The major novelty resulting from the 2016 Assembly has been the creation of several Working Groups. These represent a significant change to the Network's working methodology, leading to a new dynamic in which all Local Governments involve and participate in the processes from the very outset.

The President invited all Local Governments in the Network to work on the selected pilot projects, both in their development and implementation.

The pilot projects approved are as follows:

1. *Creation of a platform for energy efficiency in buildings.*
2. *Implementation of a project for individual composting and separate collection of bio-waste.*
3. *Support to green public procurement by Local Governments.*
4. *Collection, analysis and dissemination of best practices in local mobility.*
5. *Elaboration of plans for sustainable mobility at work and the implementation of electrical mobility.*
6. *Development of heating and cooling networks in municipal buildings.*
7. *Support to local management of energy in street lighting, aiming at improving its efficiency, through the use of LED bulbs and smart control.*
8. *Drafting of a report on best local practices on climate change adaptation*
9. *Increase of curricular content regarding fight against climate change at schools.*
10. *Organization of Workshops on Carbon Footprint Calculation and Registry for SMEs.*

After the Assembly, a visit was organised to TheCircularLab, a ground-breaking European project that brings together all proposals and solutions for encouraging innovation in packaging and its recycling, under the umbrella of the circular economy model.



Located in Logroño and promoted by Ecoembes, TheCircularLab is the only innovation centre in the world specialising in this area. This packaging innovation laboratory is where best practices will be studied, designed, tested and applied in a real environment, working in an atmosphere of open innovation and cooperation with businesses, Public Administrations and citizenship.





2 WORKING GROUPS

2.1 FORMATION OF WORKING GROUPS

The 10th Assembly, which took place on 5 October 2016 in Granollers, approved the setting up of working groups led by pioneering municipalities in each field.

In view of the proposals received from Local Governments, at its meeting on 18 January 2017, the Network's Governing Board approved the formation of the following working groups:

- **Working group on funding climate change policies.**
- **Working group on mitigation policies:**
 - Mobility subgroup.
 - Circular economy subgroup.
 - Rehabilitation and energy efficiency subgroup.
- **Working group on policies for climate change adaptation.**

Following the agreements reached by the Governing Board on 8 March 2017, constitutive meetings were held in FEMP offices in order to define the objectives for each working group and to gather first-hand information on the different action plans implemented by Local Governments, so that different levels of action could be laid down.

The meetings were attended by a total of 44 Local Government representatives and 4 delegates of the Spanish Office for Climate Change (MAPAMA).

During the constitutive meetings, municipal representatives were nominated and appointed for coordinating each working group:

- **Working group on funding: Jaen City Council.**
- **Working group on mitigation: Seville City Council.**
- **Mobility subgroup: Rivas Vaciamadrid City Council.**
- **Circular economy subgroup: O Grove City Council.**
- **Rehabilitation and energy efficiency subgroup: Sant Boi de Llobregat City Council.**
- **Working group on adaptation: Murcia City Council.**



2.2 AGREEMENTS AND ACTIVITIES:

MOBILITY SUBGROUP

Members of the mobility subgroup agreed to create a documental repository containing the main information of their Urban Mobility Plans, to which end it was proposed that a short template is designed containing the links to that information.

CIRCULAR ECONOMY SUBGROUP

This subgroup agreed to draft and circulate a template to all members of the Network so that each of them can provide information regarding their municipal taxes, regulations, funding, new technologies, composting, dissemination, collaboration with Integrated Management Systems, demolition and monitoring.

REHABILITATION AND ENERGY EFFICIENCY SUBGROUP

Along the same lines as the previous subgroups, approval was given to submitting a template which would enable to gather information on the situation of the Network members in the following areas: planning, municipal inspectors, municipal regulations, funding, presentation of joint projects, energy poverty and district regeneration.

WORKING GROUP ON ADAPTATION

It was agreed that a template shall be drafted and submitted to the Network members, so Local Governments can provide information about the activities they have already carried out in the field of climate change adaptation (participation process), activities envisaged as necessary, fields of activity (pipelines, seafronts, beaches, etc.), scope, etc.



3 INFORMATION AND AWARENESS CAMPAIGN

Since 2013, the Spanish Network of Cities for Climate has been working with the Spanish Office for Climate Change of the Ministry of Agriculture and Fisheries, Food and Environment on a campaign to provide information and raise awareness of climate change amongst Local Governments.

Over the course of 2017, various activities have been carried out to provide information and increase awareness of climate change. These activities are specially designed to inform Local Governments about the measures they can implement in their municipalities and the awareness-raising initiatives already existing, together with providing them with tools for educating their citizens. The activities described below have been carried out to this end:

3.1 WORKSHOPS ON CLIMATE CHANGE ADAPTATION

On 2 November 2017, three open workshops on climate change adaptation took place in Logroño.

Prior to the workshops, a presentation outlining climate change impacts, vulnerabilities and adaptation measures at local level was given. Speakers were Ramón López, from the Spanish Office for Climate Change, who showed the results of studies carried out in Spain and the

rest of Europe on the aforementioned areas and the resources available for obtaining further information on them. Efrén Feliu, from Tecnalia Corporation, presented the guide published by this organisation on the methodology to develop local plans for climate change adaptation.

Following this presentation, workshops were run on:

- **The impact of climate change on municipalities: a cooperative diagnosis.**
- **Practical measures to reduce risks associated with climate change in urban environments.**

- **Pleasant public spaces: proposals to reduce heat in public spaces.**

The workshops were coordinated by:


- **Francisco Heras**, *Spanish Office for Climate Change (MAPAMA).*
- **María Sintes**, *National Centre for Environmental Education (MAPAMA).*
- **Efrén Feliu**, *Tecnalia.*

After the workshops concluded, the coordinators presented the results and conclusions of each of them.

3.2 SCHOOL EDUCATION CAMPAIGN


The School Education Campaign for Climate Change Awareness amongst Children was aimed at providing municipalities with the tools for raising awareness amongst their youngest residents. It focuses particularly on children in primary schools, using audio-visual materials that explain what they and their families can do to reduce climate change.

In addition, complementary materials have been prepared for the members of the Spanish Network of Cities for Climate to display in their environmental education centres or to distribute in schools, including: a classroom calendar featuring the tips presented in the video, decks of playing



cards, a version of the Game of the Goose, stickers to encourage paper recycling, water and energy saving, etc.

Materials enough for 18,000 pupils were produced and distributed, in order to meet, as far as possible, the requests made by the Network members.



3.3 INFORMATION AND AWARENESS

ACTIVITIES

European funds

The Network has worked in collaboration with the General Directorate for European Funds of the Spanish Ministry of Finance and Public Administration on publicising the third call for proposals on sustainable and integrated urban development strategies (Spanish acronym EDUSI), in the framework of the ERDF Operational Programme for Sustainable Growth.

This call, published in the Official State Gazette (B.O.E according to its Spanish Acronym), on 21 September 2017, established a deadline of one month for presenting these strategies for urban areas with over 20,000 inhabitants. It aims to lay down the roadmap for the development of Spanish cities in the 2020 horizon, focusing on four of the nine Thematic Objectives (TO),



particularly TO6 on environmental conservation and protection, and TO4 on the transition to a low-carbon economy.



"More food, less waste" campaign



This action is part of the Spanish strategy "More food, less waste", launched by MAPAMA in 2013. Its main objective is to raise awareness amongst the population of the Network Local Governments on the need to reduce household food waste and to acquire good habits regarding food preparation and consumption, in order to decrease the amount of organic waste produced and, thereby, reduce the emissions of methane, one of the main greenhouse gases.

To this end, 10,000 reusable shopping bags featuring the ten messages included in the "More food, less waste" strategy have been produced, along with 10,000 tablecloths with the same messages adapted for children. This material was distributed to the first 100 Local Governments of the Network expressing their interest in taking part in the campaign to raise awareness among their citizens. These municipalities received 100 bags and 100 tablecloths each.

Presentation Video

A presentation video was made in order to introduce the Network, its goals and fields of activity to Spanish municipalities with a view to encouraging them to become members of the Network, as well as to disseminate its existence further afield in Europe. The video is less than five minutes long and is based on animations (motion graphics, texts, etc.) and images related to climate change. Its voiceover and subtitles are available both in Spanish and English.



Carbon footprint calculators

A new version of the carbon footprint calculator has been created to provide an easy and visual way for citizens to be aware of the emissions generated by urban and interurban mobility, use of domestic appliances (fridge, washing machine, etc.), and the energy consumed in domestic heating, food preparation and personal hygiene. In addition, the calculator includes a set of simple tips for cutting emissions in these areas.



Resources for municipalities with a carbon footprint registry

Digital materials have been created in order to explain the Carbon Footprint Registry to citizenship, while showing them the results achieved by their Local Government in this field.

This initiative is aimed at helping Local Governments that have made the effort to calculate and record their carbon footprint to publicise their work among their citizens.

Low-carbon economy

In the framework of the ERDF Operational Programme for Sustainable Growth 2014-2020, Royal Decree 616/2017 of 16 June 2017 was approved in order to regulate the direct award of grants to individual projects developed by Local Governments that focus on the transition to a low-carbon economy. Information was circulated to the Network members, since they may be eligible for such grants:

- **Town Councils of municipalities with less than 20,000 inhabitants.**
- **Provincial Governments or single-province Autonomous Communities.**
- **Balearic and Canary Islands Councils.**
- **Supra-municipal entities that group together several municipalities.**
- **Associations of municipalities.**

Green employment programme

The Official State Gazette of 16 March 2017 published the Decision of 24 February 2017, which approved the publication of a competitive tendering for grants to implement projects under the Green Employment ("Empleaverde") Programme, jointly funded by the European Social Fund.

Amongst other entities entitled to tender are Local Governments that belong to national or European level networks or programmes. Priority is given to projects that promote the development of adaptation strategies and plans at local level.

Grants for projects on climate change adaptation

The Biodiversity Foundation, in collaboration with the Spanish Office for Climate Change, published a call for grants, in the form of a competitive tender, for the development of projects on climate change adaptation in 2017. The call could be responded to by Local Governments, amongst other entities.

On 15 December 2017, the Official State Gazette published an extract of the Resolution passed by the Managing Board of the Biodiversity Foundation on 29 November 2017 for granting approval to the call, which deadline expires on 31 January 2018.

The lines of work covered by the Call are:

- Generating and analysing knowledge regarding impacts assessment, vulnerability

and adaptation in the sectors, systems, resources and geographical territories considered in the National Plan for Climate Change Adaptation;

- Development of demonstration and pilot projects in the field of climate change adaptation, also in the sectors, systems, resources and geographical territories considered in the National Plan for Climate Change Adaptation;

- Mobilising actors: transference, participation, information, communication, awareness-raising and formation in climate change adaptation;

- Encouraging the development and implementation of local and business plans and strategies in relation to adaptation, or incorporation of climate risks assessments into plans, programmes, and projects at municipal scale, by analysing scenarios, modelling impacts or developing cost-effectiveness studies of adaptation measures.





4 MUNICIPAL CARBON FOOTPRINT UPDATE, CALCULATION AND REGISTRY

In 2014, prompted by the creation of the Carbon Footprint Registry and Carbon Dioxide Offsetting and Absorption Programmes, in the framework of Royal Decree 163/2014, the Network offered support to Local Governments interested in calculating and registering their carbon footprint.

Using the calculation tool created by the Spanish Office for Climate Change, with the assistance of a technical consultancy, 30 municipal carbon footprints have been calculated and sent to the Registry in 2017.

In addition to drafting an emissions reduction plan for each Local Government, this programme included a formation and training workshop for members of the technical staff of Local Governments taking part in the project, which was attended by 13 people. The workshop took place on 15 November 2017 in a training centre in Madrid, where all attendees had access to a computer workstation.

Training focused on entering data in the carbon footprint calculator and on simulating different scenarios for reducing emissions.

Over the course of 2017, technical projects and publications were distributed amongst Network members in order to provide Local Governments with the working tools necessary for tackling climate change and improve the dissemination of the work carried out by municipalities in this field.



5 PARTICIPATION IN CONFERENCES, WORKSHOPS AND SEMINARS

Along with other members of the Network, the President and Mayor of Seville, Juan Espadas, represented the Network at a series of conferences and other significant events on tackling climate change:

- **Marrakech Climate Change Conference: an analysis of its results and implications for Spain.** Held in Madrid on 16 January 2017 and organised by the Spanish Energy Club and the Pontifical University of Comillas.- COTEC



Foundation Europe Summit. Innovating for a circular economy. Held in El Pardo Royal Palace, on 10 February 2017 and organised by Cotec.

- **COTEC European Summit. Innovating for a Circular Economy.** Held in El Pardo Royal Palace on 10 February 2017 and organised by COTEC.

- **Seminar on Circular Economy: Commitment of Cities.** Held in Sevilla on 15 March 2017. The Spanish Federation of Municipalities and Provinces, the Seville City Council and Ecoembes organised a meeting event for leading Public Administrations in Europe: a space for exchanging ideas on setting up a model for more sustainable and environmentally-friendly cities, in the framework of the new social, environmental and economical paradigm represented by the circular economy.

The seminar also included the signing ceremony of the Seville Declaration, a commitment made by European Mayors to attain the goals and the milestones set out by the European Commission until 2030 in this field.

- **Climate Change Cluster Meeting.** Held in Madrid on 28 March 2017 and organised by Foretica, this gathering addressed the impact of climate change on cities and analysed the participation of business in the drafting of the Law on Climate Change.

- **Presentation of the “Move#ForClimate” action,** organised by Ecodes in FEMP offices on 19 April 2017.



- **Seminar on Cities of the Future: the role of cities in tackling climate change,** held in Toledo on 25 & 26 May 2017 and organised by BBVA.





- **Discussion Seminars: “Spain, together for climate. The Law on Climate Change and Energy Transition”**, organised by MAPAMA on 25 & 26 May 2017.

MAPAMA started up a participatory process for the development of the future Law on Climate Change and Energy Transition, which formed the backdrop for these seminars. This event was a meeting place where the key elements of the Law were identified and discussed by the main stakeholders and sectors involved: Administrations, representatives of political parties, companies, financial sector, non-governmental organisations, trades unions and scientists.



The Network played an active role in these sessions through its President, assisted by some of the political and technical representatives of other Local Governments in the Network.

- **Seminar on district heating in Local Governments. Towards more efficient thermal solutions.** Held in Madrid on 2 June 2017 and organised by FEMP and the Spanish Network of Cities for Climate, assisted by ADHAC (Spanish Association of District Heating Companies).

- **Climate Change Cluster Meeting**, organized by Forética and held in FEMP offices on 4 July 2017.



- **COP23 Bonn**, on 13 November 2017. The President of the Network took part in a side event on the Global Covenant of Mayors for Climate and Energy, organised by the European Union. During the session on integrated planning and implementation of action for climate, he spoke in favour of networking and called for Local Governments to play a leading role in defining policies to tackle climate change, as well as in their planning and implementation.

- **Local Conama, Valencia**, the Spanish Network of Cities for Climate was represented by two of its members at separate sessions:

- **"Networks of Cities"** on 28 November 2017, attended by Robert Raga Gadea, Mayor of Riba-Roja de Tùria (Valencia) and spokesman for the Governing Board of the Network.

- **"The city as driver to energy transition"** on 29 November 2017, attended by Sofia Lorenz, engineer



at the Murcia Local Agency for Energy and Climate Change, and technical representative of this city in the Network.



6 WEBSITE

The Spanish Network of Cities for Climate has its own website, which main goals are to disseminate the activities organised by the Network and its members, to report the most important news and activities on climate change and to promote the accession of new Local Governments to the Network.

The website has been redesigned in 2017 to offer better access to all the information it contains, in order to improve its usefulness to the members of the Network and to any other Local Government that wishes to become a member.





7 NETWORK MEMBERS

The Spanish Network of Cities for Climate is formed by 312 Local Governments representing 28,952,034 inhabitants, more than 60% of Spanish population.

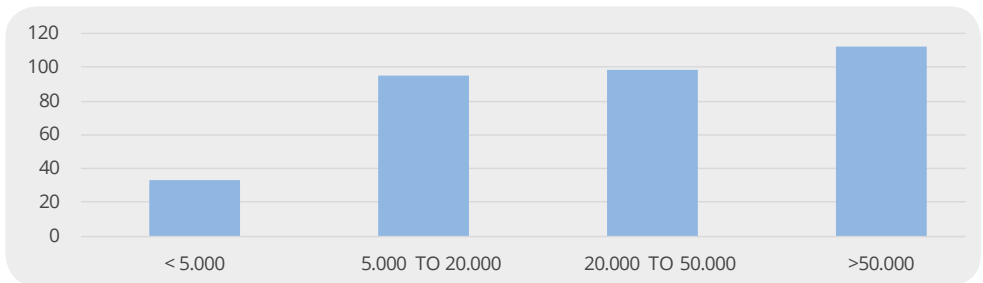
Amongst the 312 members, 298 are City and Town Councils, 13 are Provincial Governments and Insular Councils, and one is an Association of Municipalities.

In addition, the Network has two Autonomous Community Networks that hold observer status:

- The Navarre Network of Local Governments for Sustainability.
- The Basque Network of Local Governments for Sustainability.

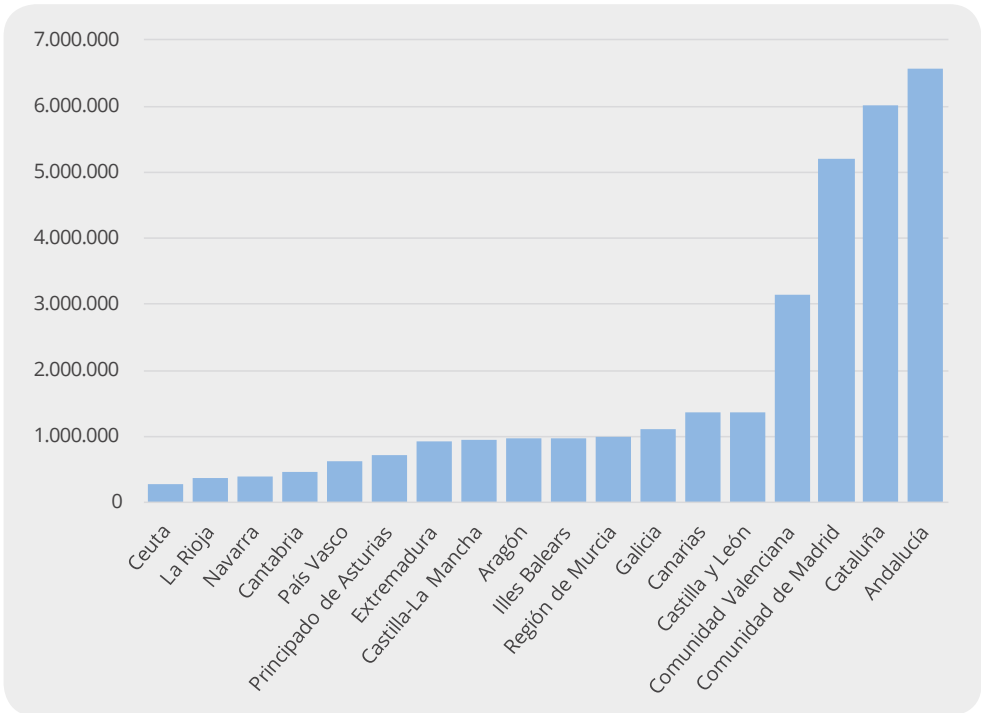
Local Governments by population segment

< 5.000	26
5.000 TO 20.000	88
20.000 TO 50.000	92
>50.000	106
Grand total	312



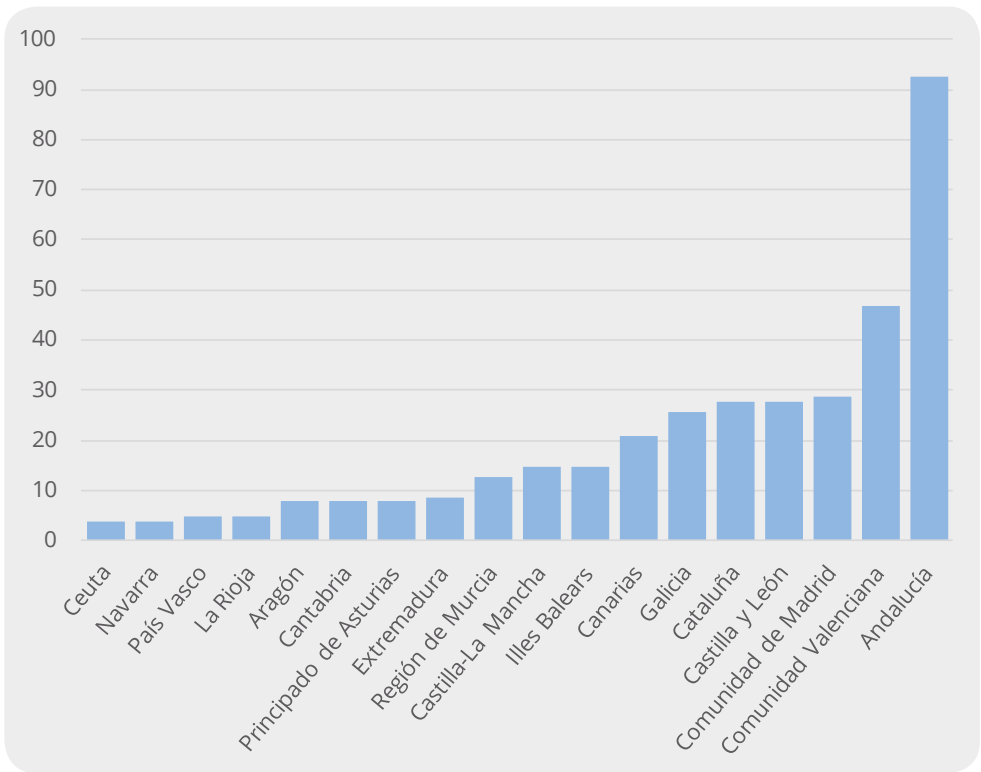
Population by Autonomous Community

Andalucía	6.366.219
Aragón	769.284
Canarias	1.179.599
Cantabria	268.107
Castilla y León	1.179.913
Castilla-La Mancha	758.864
Cataluña	5.821.391
Ceuta	84.519
Comunidad de Madrid	5.006.421
Comunidad Valenciana	2.957.810
Extremadura	734.655
Galicia	910.405
Illes Balears	788.838
La Rioja	165.485
Navarra	195.650
País Vasco	430.698
Principado de Asturias	531.552
Región de Murcia	802.624
Grand total	28.952.034



Local Governments by Autonomous Community

Andalucía	90
Aragón	5
Canarias	18
Cantabria	5
Castilla y León	25
Castilla-La Mancha	12
Cataluña	25
Ceuta	1
Comunidad de Madrid	26
Comunidad Valenciana	44
Extremadura	6
Galicia	23
Illes Balears	12
La Rioja	2
Navarra	1
País Vasco	2
Principado de Asturias	5
Región de Murcia	10
Grand total	312



Nº	LLEE	Province	Population INE ⁽¹⁾
1	Alaquàs City Council	Valencia	29.838
2	A Coruña City Council	A Coruña	243.978
3	Adamuz City Council	Córdoba	4.270
4	Adeje City Council	Santa Cruz de Tenerife	47.316
5	Alar del Rey City Council	Palencia	982
6	Albacete City Council	Albacete	172.426
7	Alboraya City Council	Valencia	23.837
8	Alcalá de Guadaíra City Council	Sevilla	75.080
9	Alcalá de Henares City Council	Madrid	195.907
10	Alcalá La Real City Council	Jaén	21.758
11	Alcantarilla City Council	Murcia	41.155
12	Alcaracejos City Council	Córdoba	1.495
13	Alcázar de San Juan City Council	Ciudad Real	30.967
14	Alcorcón City Council	Madrid	167.354
15	Algeciras City Council	Cádiz	120.601
16	Algemesí City Council	Valencia	27.607
17	Algete City Council	Madrid	20.311
18	Algueña City Council	Alicante	1.391
19	Alhaurín de la Torre City Council	Málaga	38.794
20	Alicante City Council	Alicante	330.525
21	Almoines City Council	Valencia	2.322
22	Almonte City Council	Huelva	23.223
23	Álora City Council	Málaga	12.941
24	Andújar City Council	Jaén	37.975
25	Antequera City Council	Málaga	41.065
26	Arahal City Council	Sevilla	19.594
27	Aranda de Duero City Council	Burgos	32.621
28	Aranjuez City Council	Madrid	57.932
29	Archena City Council	Murcia	18.734
30	Arenas de San Pedro City Council	Ávila	6.615
31	Arnedo City Council	La Rioja	14.609
32	Arona City Council	Santa Cruz de Tenerife	79.172
33	Arrecife City Council	Las Palmas	58.537
34	Ávila City Council	Ávila	58.083
35	Ayamonte City Council	Huelva	20.629
36	Badalona City Council	Barcelona	215.634
37	Baeza City Council	Jaén	16.100
38	Bailén City Council	Jaén	18.085
39	Barcelona City Council	Barcelona	1.608.746
40	Barro City Council	Pontevedra	3.746
41	Barxeta City Council	Valencia	1.607
42	Béjar City Council	Salamanca	13.403
43	Benalmádena City Council	Málaga	67.245
44	Benicasim City Council	Castellón	17.957
45	Berja City Council	Almería	12.380
46	Besalú City Council	Girona	2.438
47	Bigastro City Council	Alicante	6.724

Nº	LLEE	Province	Population INE ^(*)
48	Bonrepòs i Mirambell City Council	Valencia	3.614
49	Bujalance City Council	Córdoba	7.638
50	Burela City Council	Lugo	9.552
51	Burgos City Council	Burgos	176.608
52	Cabana de Bergantiños City Council	A Coruña	4.446
53	Cabra City Council	Córdoba	20.704
54	Cádiz City Council	Cádiz	118.919
55	Calatayud City Council	Zaragoza	20.191
56	Callosa de Segura City Council	Alicante	18.497
57	Calviá City Council	Illes Balears	49.580
58	Camariñas City Council	A Coruña	5.486
59	Camas City Council	Sevilla	27.258
60	Cambados City Council	Pontevedra	13.977
61	Candelaria City Council	Santa Cruz de Tenerife	26.746
62	Candeleda City Council	Ávila	5.034
63	Carballada de Avia City Council	Ourense	1.381
64	Castellón de la Plana City Council	Castellón	170.990
65	Castilleja de la Cuesta City Council	Sevilla	17.532
66	Castro-Urdiales City Council	Cantabria	31.901
67	Castuera City Council	Badajoz	6.115
68	Cazorla City Council	Jaén	7.673
69	Chiclana de la Frontera City Council	Cádiz	82.645
70	Chipiona City Council	Cádiz	19.095
71	Cieza City Council	Murcia	35.134
72	Ciudadella de Menorca City Council	Illes Balears	28.641
73	Coca City Council	Segovia	1.863
74	Coín City Council	Málaga	21.456
75	Collado Villalba City Council	Madrid	61.597
76	Conil de la Frontera City Council	Cádiz	22.297
77	Córdoba City Council	Córdoba	326.609
78	Coria del Río City Council	Sevilla	30.418
79	Corrales de Buelna (Los) City Council	Cantabria	11.003
80	Covelo (O) City Council	Pontevedra	2.528
81	Cuenca City Council	Cuenca	55.102
82	Cunit City Council	Tarragona	11.808
83	Daimiel City Council	Ciudad Real	18.396
84	Dénia City Council	Alicante	41.465
85	Donostia-San Sebastián City Council	Guipúzcoa	186.064
86	Dos Hermanas City Council	Sevilla	131.855
87	Dúrcal City Council	Granada	7.050
88	Écija City Council	Sevilla	40.270
89	Eivissa City Council	Illes Balears	49.549
90	El Campello City Council	Alicante	27.384
91	El Prat de Llobregat City Council	Barcelona	63.457
92	Elche City Council	Alicante	227.659
93	Elda City Council	Alicante	52.745
94	Espinar (El) City Council	Segovia	9.212

Nº	LLEE	Province	Population INE ^(*)
95	Ayuntamiento de Fene	A Coruña	13.250
96	Ayuntamiento de Fernán-Núñez	Córdoba	9.712
97	Ayuntamiento de Fuenlabrada	Madrid	194.171
98	Ayuntamiento de Gandia	Valencia	74.814
99	Ayuntamiento de Gavà	Barcelona	46.266
100	Ayuntamiento de Getafe	Madrid	176.659
101	Ayuntamiento de Gibraleón	Huelva	12.523
102	Ayuntamiento de Gijón	Asturias	273.422
103	Ayuntamiento de Gines	Sevilla	13.261
104	Ayuntamiento de Girona	Girona	98.255
105	Ayuntamiento de Granada	Granada	234.758
106	Ayuntamiento de Granollers	Barcelona	60.174
107	Ayuntamiento de Guadalajara	Guadalajara	83.633
108	Ayuntamiento de Guadarrama	Madrid	15.488
109	Ayuntamiento de Guadix	Granada	18.796
110	Ayuntamiento de Guía de Isora	Santa Cruz de Tenerife	20.460
111	Ayuntamiento de Huelma	Jaén	6.021
112	Ayuntamiento de Huelva	Huelva	145.468
113	Ayuntamiento de Huércal de Almería	Almería	17.068
114	Ayuntamiento de Huércal-Overa	Almería	18.589
115	Ayuntamiento de Huesca	Huesca	52.282
116	Ayuntamiento de Huétor Vega	Granada	11.777
117	Ayuntamiento de Ibi	Alicante	23.365
118	Ayuntamiento de Icod de Los Vinos	Santa Cruz de Tenerife	22.606
119	Ayuntamiento de Inca	Illes Balears	30.944
120	Ayuntamiento de Jaén	Jaén	114.658
121	Ayuntamiento de Jerez de la Frontera	Cádiz	212.830
122	Ayuntamiento de Jumilla	Murcia	25.362
123	Ayuntamiento de L' Alfàs del Pi	Alicante	21.494
124	Ayuntamiento de L' Alcúdia	Valencia	11.820
125	Ayuntamiento de L' Eliana	Valencia	17.591
126	Ayuntamiento de La Carlota	Córdoba	13.936
127	Ayuntamiento de La Línea de la Concepción	Cádiz	63.278
128	Ayuntamiento de La Mojonera	Almería	8.740
129	Ayuntamiento de La Puebla del Río	Sevilla	11.995
130	Ayuntamiento de La Rinconada	Sevilla	38.277
131	Ayuntamiento de La Vall d'Uixó	Castellón	31.819
132	Ayuntamiento de La Villa de Agüimes	Las Palmas	30.742
133	Ayuntamiento de Las Palmas de Gran Canaria	Las Palmas	378.998
134	Ayuntamiento de Las Rozas de Madrid	Madrid	94.471
135	Ayuntamiento de Laviana	Asturias	13.402
136	Ayuntamiento de Leganés	Madrid	187.173
137	Ayuntamiento de León	León	126.192
138	Ayuntamiento de Lepe	Huelva	27.409
139	Ayuntamiento de L'Hospitalet de Llobregat	Barcelona	254.804
140	Ayuntamiento de Llerena	Badajoz	5.877
141	Ayuntamiento de Lobios	Ourense	1.868

Nº	LLEE	Province	Population INE ⁽¹⁾
142	Logroño City Council	La Rioja	150.876
143	Loja City Council	Granada	20.641
144	Lorca City Council	Murcia	91.730
145	Los Barrios City Council	Cádiz	23.316
146	Los Realejos City Council	Santa Cruz de Tenerife	36.149
147	Los Villares City Council	Jaén	6.019
148	Lugo City Council	Lugo	98.268
149	Madrid City Council	Madrid	3.165.541
150	Mairena del Alcor City Council	Sevilla	23.047
151	Majadahonda City Council	Madrid	70.755
152	Málaga City Council	Málaga	569.009
153	Manzanares El Real City Council	Madrid	8.387
154	Maó City Council	Illes Balears	28.099
155	Maracena City Council	Granada	22.059
156	Marbella City Council	Málaga	140.744
157	Marín City Council	Pontevedra	24.878
158	Marratxí City Council	Illes Balears	36.001
159	Mataró City Council	Barcelona	125.517
160	Miajadas City Council	Cáceres	9.879
161	Mijas City Council	Málaga	77.769
162	Miranda de Ebro City Council	Burgos	35.922
163	Moclinejo City Council	Málaga	1.217
164	Moguer City Council	Huelva	21.401
165	Molina de Segura City Council	Murcia	69.614
166	Montcada i Reixac City Council	Barcelona	34.802
167	Montilla City Council	Córdoba	23.365
168	Montoro City Council	Córdoba	9.635
169	Monzón City Council	Huesca	17.237
170	Moraña City Council	Pontevedra	4.313
171	Morón de la Frontera City Council	Sevilla	28.073
172	Motril City Council	Granada	60.368
173	Moya City Council	Las Palmas	7.821
174	Murcia City Council	Murcia	441.003
175	Nerja City Council	Málaga	21.204
176	Novelda City Council	Alicante	26.054
177	O Carballiño City Council	Ourense	13.913
178	O Grove City Council	Pontevedra	10.758
179	Olivares City Council	Sevilla	9.415
180	Olot City Council	Girona	34.000
181	Olvera City Council	Cádiz	8.233
182	Osuna City Council	Sevilla	17.738
183	Ourense City Council	Ourense	105.893
184	Oviedo City Council	Asturias	220.567
185	Paderne City Council	A Coruña	2.445
186	Paiporta City Council	Valencia	25.084
187	Pajares de Adaja City Council	Ávila	186
188	Palau-Solità i Plegamans City Council	Barcelona	14.494

Nº	LLEE	Province	Population INE ^(a)
189	Palencia City Council	Palencia	79.137
190	Palma de Mallorca City Council	Illes Balears	402.949
191	Palma del Rio City Council	Córdoba	21.241
192	Pamplona City Council	Navarra	195.650
193	Paracuellos de Jarama City Council	Madrid	23.104
194	Paradas City Council	Sevilla	6.991
195	Parla City Council	Madrid	124.661
196	Paterna City Council	Valencia	67.854
197	Petrer City Council	Alicante	34.533
198	Piloña City Council	Asturias	7.311
199	Pineda de Mar City Council	Barcelona	26.240
200	Pinoso City Council	Alicante	7.627
201	Pinto City Council	Madrid	49.522
202	Plasencia City Council	Cáceres	40.663
203	Poio City Council	Pontevedra	16.901
204	Ponferrada City Council	León	66.447
205	Pozuelo de Alarcón City Council	Madrid	84.989
206	Priego de Córdoba City Council	Córdoba	22.855
207	Puente Genil City Council	Córdoba	30.072
208	Puerto del Rosar City Council	Las Palmas	38.126
209	Puerto Lumbreras City Council	Murcia	14.874
210	Puertollano City Council	Ciudad Real	49.166
211	Puigpunyent City Council	Illes Balears	2.021
212	Pulianas City Council	Granada	5.339
213	Punta Umbría City Council	Huelva	15.053
214	Rafelguaraf City Council	Valencia	2.403
215	Reinosa City Council	Cantabria	9.496
216	Riba-roja de Túria City Council	Valencia	21.521
217	Riudecanyes City Council	Tarragona	1.116
218	Rivas Vaciamadrid City Council	Madrid	82.715
219	Roquetas de Mar City Council	Almería	91.965
220	Rota City Council	Cádiz	29.030
221	Sabadell City Council	Barcelona	208.246
222	Sagunto City Council	Valencia	64.439
223	Salobreña City Council	Granada	12.399
224	San Andrés del Rabanedo City Council	León	31.470
225	San Antonio de Benagéber City Council	Valencia	8.463
226	San Bartolomé de la Torre City Council	Huelva	3.618
227	San Cristóbal de la Laguna City Council	Santa Cruz de Tenerife	153.111
228	San Fernando de Henares City Council	Madrid	40.095
229	San Ildefonso-La Granja City Council	Segovia	5.352
230	San Juan de Aznalfarache City Council	Sevilla	21.556
231	San Martín del Rey Aurelio City Council	Asturias	16.850
232	San Sebastián de los Reyes City Council	Madrid	86.206
233	Sant Adrià de Besós City Council	Barcelona	36.496
234	Sant Antoni de Portmany City Council	Illes Balears	24.478
235	Sant Boi de Llobregat City Council	Barcelona	82.402

Nº	LLEE	Province	Population INE ⁽¹⁾
236	Sant Joan d' Alacant City Council	Alicante	22.897
237	Sant Vicent del Raspeig City Council	Alicante	56.715
238	Santa Brígida City Council	Las Palmas	18.437
239	Santa Coloma de Gramenet City Council	Barcelona	117.153
240	Santa Cruz de Tenerife City Council	Santa Cruz de Tenerife	203.585
241	Santa Marta de Tormes City Council	Salamanca	14.939
242	Santa Pola City Council	Alicante	31.309
243	Santander City Council	Santander	172.656
244	Santanyí City Council	Illes Balears	11.220
245	Santisteban del Puerto City Council	Jaén	4.621
246	Sarriá City Council	Lugo	13.337
247	Segorbe City Council	Castellón	9.005
248	Segovia City Council	Segovia	52.257
249	Sevilla City Council	Sevilla	690.566
250	Silla City Council	Valencia	18.462
251	Soria City Council	Soria	39.171
252	Soto del Real City Council	Madrid	8.483
253	Tacoronte City Council	Santa Cruz de Tenerife	23.772
254	Taliga City Council	Badajoz	708
255	Tarragona City Council	Tarragona	131.094
256	Tegueste City Council	Santa Cruz de Tenerife	11.114
257	Tejeda City Council	Las Palmas	1.967
258	Toledo City Council	Toledo	83.459
259	Tomelloso City Council	Ciudad Real	36.746
260	Torrejón de la Calzada City Council	Madrid	8.171
261	Torreldones City Council	Madrid	23.123
262	Atyuntamiento de Torremolinos City Council	Málaga	67.786
263	Torrent City Council	Valencia	80.762
264	Torrevieja City Council	Alicante	84.213
265	Totana City Council	Murcia	30.981
266	Tudela de Duero City Council	Valladolid	8.582
267	Utebo City Council	Zaragoza	18.466
268	Utrera City Council	Sevilla	52.674
269	Valdepeñas City Council	Ciudad Real	30.277
270	Valencia City Council	Valencia	790.201
271	Valladolid City Council	Valladolid	301.876
272	Valle de Mena City Council	Burgos	3.806
273	Vedra City Council	A Coruña	5.012
274	Vélez-Málaga City Council	Málaga	78.890
275	Vera City Council	Almería	15.168
276	Vic City Council	Barcelona	43.287
277	Vícar City Council	Almería	24.957
278	Vigo City Council	Pontevedra	292.817
279	Vilaboa City Council	Pontevedra	6.043
280	Viladecans City Council	Barcelona	65.779
281	Vilafranca del Penedès City Council	Barcelona	39.365
282	Vilanova i la Geltrú City Council	Barcelona	65.972

Nº	LL EE	Province	Population INE ⁽¹⁾
283	Villa de Don Fadrique (La) City Council	Toledo	3.854
284	Villalbilla City Council	Madrid	12.719
285	Villamayor City Council	Salamanca	7.047
286	Villanueva del Arzobispo City Council	Jaén	8.447
287	la Villanueva de la Cañada City Council	Madrid	19.611
288	Villaquilambre City Council	León	18.583
289	Villarreal/Vila Real City Council	Castellón	50.252
290	Villarrobledo City Council	Albacete	25.589
291	Villaviciosa de Odón City Council	Madrid	27.276
292	Villena City Council	Alicante	34.163
293	Vitoria-Gasteiz City Council	Álava	244.634
294	Viveiro City Council	Lugo	15.615
295	Xàtiva City Council	Valencia	28.973
296	Xirivella City Council	Valencia	28.771
297	Yecla City Council	Murcia	34.037
298	Zaragoza City Council	Zaragoza	661.108
299	La Gomera Insular Council	Santa Cruz de Tenerife	20.940
300	Autonomous City of Ceuta	Ceuta	84.519
301	Ibiza Insular Council	Illes Balears	142.065
302	Menorca Insular Council	Illes Balears	91.601
303	Government of Badajoz	Badajoz	684.113
304	Government of Barcelona. Xarxa de Ciutats i Pobles Cap a la Sostenibilitat	Barcelona	5.542.680
305	Government of Cádiz	Cádiz	1.239.889
306	Government of Castellón	Castellón	579.245
307	Government of Guadalajara	Guadalajara	252.882
308	Government of Huelva	Huelva	519.596
309	Government of Jaén	Jaén	648.250
310	Government of Málaga	Málaga	1.629.298
311	Government of Palencia	Palencia	164.644
312	Cantabria Association of Sustainable Municipalities	Cantabria	74.952

TOTAL HABITANTES ⁽²⁾ 28.952.034

(1) Provisional data from the 2017 municipal census made by the Spanish Statistical Office.

(2) Figure calculated on the basis of the 2017 municipal census made by the Spanish Statistical Office, without counting the population of the municipalities which corresponding Provincial Government or Island Council is also a member of the Spanish Network of Cities for Climate.



SPANISH NETWORK OF CITIES FOR CLIMATE

FEDERACIÓN ESPAÑOLA DE
MUNICIPIOS Y PROVINCIAS

C/ Nuncio, 8 - 28005 Madrid
Telf: +34 913643700

red.clima@femp.es
www.redciudadesclima.es

