



# Red Española de Ciudades por el Clima



## ACTIVITY REPORT 2020 2021

SPANISH NETWORK OF CITIES FOR CLIMATE





# Red Española de Ciudades por el Clima



# INDEX

INTRODUCTION .....	4
1. 8 <sup>th</sup> LOCAL GOOD PRACTICES FOR CLIMATE AWARD .....	5
2. GUIDE FOR THE IMPLEMENTATION OF THE NATIONAL INTEGRATED ENERGY AND CLIMATE PLAN AT LOCAL LEVEL .....	8
3. CARBON FOOTPRINT CALCULATION AND MUNICIPAL ABSORPTION PROJECTS .....	9
4. TRAINING IN CARBON FOOTPRINT CALCULATION AND DEVELOPMENT OF MUNICIPAL ABSORPTION PROJECTS .....	10
5. ON-LINE CLIMATE ACTION WORKSHOPS .....	11
6. SCHOOL CAMPAIGN ON CLIMATE CHANGE .....	15
7. PARTICIPATION IN EVENTS, CONFERENCES AND COLLABORATIONS .....	16
8. CITIES FOR CLIMATE LIBRARY AND AUDIOVISUAL DOCUMENTATION .....	17
9. WEBSITE .....	19
10. MEMBERS OF THE SPANISH NETWORK OF CITIES FOR CLIMATE .....	20



## ➔ INTRODUCTION

This Activity Report sets out the actions carried out by the Spanish Network of Cities for Climate since April 2020 to March 2021, according to the work plan set out in the Resolution on the granting of subsidies under article 22.2.C) of the General Subsidies Law between the Ministry for Ecological Transition and the Demographic Challenge, and the Spanish Federation of Municipalities and Provinces, to promote and facilitate the development of local actions in the field of climate change.



# 1 | 8<sup>th</sup> LOCAL GOOD PRACTICES FOR CLIMATE AWARD

In 2020, the Spanish Network of Cities for Climate announced the eighth edition of the Local Good Practices for Climate Award, created in 2006 and held biannually and aimed at City Councils, Provincial Councils and Island Councils which are members of this Network.

The Award was created with the aim of collecting and disseminating the results of the initiatives carried out by the members of the Network to prevent climate change. Over the years, new categories have been added, such as those related to adaptation to the effects of climate change and governance tools to address it.

The 8<sup>th</sup> Local Good Practices for Climate Award has presented the actions developed to address climate change since 2014 within the following categories:

- Mobility Management
- Circular Economy
- Energy transition, urban regeneration, and renewal
- Adaptation to climate change
- Nature-based Solutions
- Citizen awareness and sensitization
- Public participation

The category of Nature-based Solutions has been incorporated into the Award because of the important role they can play as a sustainable tool for tackling climate change.

The deadline for submission of actions ended on 15<sup>th</sup> January 2021 with the receipt of 94 actions submitted by 55 Local Governments belonging to the Network.

The Local Governments participating in the 8<sup>th</sup> Local Good Practices for Climate Award, by categories, were:

- **Mobility management:** City Councils of Alboraya, Benidorm, Burgos, Cabra, Calvià, Gavà, La Rinconada, Madrid, Murcia, Pamplona, Tálaga and Villena; Badajoz Provincial Council and Cádiz Provincial Council.
- **Circular Economy:** City Councils of Alhaurín de la Torre, Málaga, O Grove, Ponferrada, San Pedro del Pinatar and Vélez-Málaga; Pontevedra Provincial Council.
- **Energy transition, urban regeneration, and renewal:** City Councils of Alicante, Cieza, Coín, Donostia-San Sebastián, Gáldar, Montilla, Paiporta, Palma del Río, San Javier and Tálaga; Menorca Island Council, Barcelona Provincial Council and Jaén Provincial Council.



- **Adaptation to climate change:** City Councils of Calvià, L'Hospitalet de Llobregat, Riba-roja de Túria and Sevilla; Albacete Provincial Council, Cádiz Provincial Council and Jaén Provincial Council.
- **Nature-based Solutions:** City Councils of A Coruña, Alaquàs, Aranjuez, Astillero, Burgos, Calvià, Coria del Río, Mollet del Vallés, Paracuellos del Jarama, Parla, San Javier, San Pedro del Pinatar, Tálaga and Villamuriel del Cerrato; Badajoz Provincial Council, Jaén Provincial Council and Pontevedra Provincial Council.
- **Citizen awareness and sensitization:** City Councils of Alcobendas, Fuenlabrada, Gijón, Granollers, Palma del Río, Santa Cruz de Tenerife, Vedra and Villena; Albacete Provincial Council, Málaga Provincial Council and Pontevedra Provincial Council.
- **Public participation:** City Councils of Getafe, Icod de los Vinos and Tálaga; Pontevedra Provincial Council.

The Local Governments awarded in the 8th Local Good Practices for Climate Award were the following:

AWARDED			
CATEGORY ICON	CATEGORY	LOCAL GOVERNMENT	GOOD PRACTICE
	MOBILITY MANAGEMENT	Pamplona City Council	Promoting Cycling Mobility in Pamplona
	CIRCULAR ECONOMY	Málaga City Council	Sustainable Audiovisual Productions Label
	ENERGY TRANSITION, URBAN REGENERATION AND RENEWAL	Menorca Island Council	Menorca 2030 Strategy. Roadmap for the decarbonization of the island
	CLIMATE CHANGE ADAPTATION	Cádiz Provincial Council	Program for Coastal Management in the province of Cadiz
	NATURE-BASED SOLUTIONS	A Coruña City Council	Urban Gardens Network
	CITIZEN AWARENESS AND SENSITIZATION	Malaga Provincial Council	Málaga Viva, Empowered citizenship in the fight against climate change in the province of Malaga
	PUBLIC PARTICIPATION	Icod de los Vinos City Council (Santa Cruz de Tenerife)	Participation Platform "Icod against Climate Change".

## FINALISTS

CATEGORY ICON	CATEGORY	LOCAL GOVERNMENT	GOOD PRACTICE
	MOBILITY MANAGEMENT	Murcia City Council	Promoting Electric Mobility
	CIRCULAR ECONOMY	San Pedro del Pinatar City Council (Murcia)	Community Home Composting Project
	ENERGY TRANSITION, URBAN REGENERATION AND RENEWAL	Vedra City Council (A Coruña)	VAGON COWORKING 2020
	CLIMATE CHANGE ADAPTATION	Riba-roja de Túria City Council (Valencia)	GUARDIAN (Green Urban Actions for Resilient FIRE Defence on the Interface Area)
	NATURE-BASED SOLUTIONS	Parla City Council (Madrid)	Humanejos Stream Restoration Project
	CITIZEN AWARENESS AND SENSITIZATION	Albacete Provincial Council	School Agenda 21 - Horizon 2030. Climate Change thematic
	PUBLIC PARTICIPATION	Getafe City Council (Madrid)	ALBA Project: Local Action for a Native Acorn

In order to fulfil the objective of the Awards to give the broader possible dissemination to the actions presented for the 8<sup>th</sup> Local Good Practices for Climate Award, a compilation of the same was made, which can be consulted in the Activities section of the Network's website [www.redciudadesclima.es](http://www.redciudadesclima.es), together with videos summarizing the good practices awarded in this year's edition.

# VIII PREMIOS BUENAS PRÁCTICAS LOCALES POR EL CLIMA



## Guía para la aplicación del Plan Nacional Integrado de Energía y Clima en el ámbito local

# 2 | GUIDE FOR THE IMPLEMENTATION OF THE NATIONAL INTEGRATED ENERGY PLAN AT LOCAL LEVEL

The National Integrated Energy and Climate Plan (PNIEC, in Spanish) is aimed at ensuring the achievement of the long-term objectives of the Energy Union for 2030, in line with the 2015 Paris Agreement. It is a concept paper that defines the targets for greenhouse gas emissions reduction, energy efficiency and renewable energy penetration.

In order to transfer the objectives of the PNIEC to the local level, this Guide identifies alternatives, measures and actions through which Local Governments, based on its competences, can contribute to the fulfilment of the objectives of the Plan.

To this end, opportunities in the following fields are analysed:



Renewable energies



Energy security



Local and distributed electricity production



Waste management



Sustainable urban mobility



Urban and forest resilience



Energy efficiency



Just transition

It also analyses the barriers present in all the fields of action of the Local Governments.



# Huellas de carbono municipales Y PROYECTOS DE ABSORCIÓN 2020



## 3 | CALCULATION OF CARBON FOOTPRINTS AND MUNICIPAL ABSORPTION PROJECTS

The Spanish Network of Cities for Climate has been supporting its members in the calculation and registration of their carbon footprint since 2014, with the aim that they know their greenhouse gas emissions and can act to reduce them.

To this end, in addition to calculating the carbon footprint of the facilities and premises owned by the Local Government, carbon footprint reduction plans are drawn up so that they can be registered in the Carbon Footprint, Offsetting and Carbon Dioxide Absorption Projects Register of the Ministry for Ecological Transition and the Demographic Challenge.

As a result, an evaluation of the situation of the carbon footprint of almost thirty Local Governments has been obtained. The year selected for the calculation of the carbon footprint was mostly 2019, except in some cases where it was calculated for several years to evaluate the evolution of emissions and to obtain the Reduzco seal. This project also enabled recognition by the Ministry through the registration of the footprints calculated in the Register.

The **Absorption Projects** have been incorporated to this edition of the project: their definition is included in Section B of the Registry of Carbon Footprint, Offsets and Carbon Dioxide Absorption Projects of the Ministry for Ecological Transition and the Demographic Challenge, with the aim of knowing which reforestation projects are being developed by the Local Governments that have participated in the project and assessing the possibility of their inclusion in the Registry.

Finally, it should be noted that a guideline has been drawn up which includes the essential points to which Local Governments should pay attention in order to develop an absorption project that can be included in the Register.



## CURSO DE CÁLCULO DE HUELLA DE CARBONO

Y ELABORACIÓN DE PROYECTOS DE ABSORCIÓN  
PARA LA RED ESPAÑOLA DE  
CIUDADES POR EL CLIMA

### 4 | ABSORPTION PROJECTS AND CARBON FOOTPRINT TRAINING

In order to train the technical staff of the Local Governments in the calculation of the carbon footprint, for its subsequent registration, and in the elaboration of absorption projects, a training activity was designed that covered the necessary contents to acquire the required knowledge to carry out these tasks autonomously.

The training activity was organized through an on-line platform that allowed access to the theoretical contents and the practical exercises to be carried out, also providing a fluid communication between the participants and the teaching staff. The contents were structured in 6 didactic units, starting with a two-hour live workshop. The workshops were held on Tuesdays 9<sup>th</sup>, 16<sup>th</sup> and 23<sup>rd</sup> March 2021. On Thursdays, tutorials were held for the students to solve their doubts.

The didactic units were as follows:

- Introduction to Carbon Footprinting
- Steps for Carbon Footprint calculation
- Absorption projects
- Register
- Monitoring and evaluation
- Experiences and good practices

The course has allowed to train technical staff in the use of the tool of the Ministry for Ecological Transition and the Demographic Challenge for the calculation of their Local Governments carbon footprint.

# 5 | ON-LINE CLIMATE ACTION WORKSHOPS

This cycle of workshops was intended to address the proposals put forward at the Network's 13<sup>th</sup> General Assembly, to debate on the most interesting topics on climate change, both in mitigation and adaptation. A total of 7 workshops were held in an on-line format, due to the health situation, which allowed a very high participation, with well over a hundred attendees in each one.

## ◆ ENERGY PLANNING AND OPPORTUNITIES TO DEVELOP DISTRICT HEATING AND COOLING NETWORKS: THE USE OF THE THERMOS TOOL


The Spanish Network of Cities for Climate, with the collaboration of the City Council of Granollers, held on 26<sup>th</sup> November 2020 a practical workshop dedicated to "Energy planning and opportunities to develop district heating and cooling networks".

Several experiences of heat and cold networks in urbanized areas in Spain were presented and some City Councils of the Network presented their experience in the implementation and operation of a heat and cold network, as well as in the use of the Thermos tool for its design and monitoring.

## ◆ NOVELTIES OF THE EUROPEAN GREEN PACT AND THE RECOVERY FUND

On 20<sup>th</sup> January 2021, the on-line workshop on "The novelties of the European Green Pact and the Recovery Fund" was held with the aim of informing Local Governments about the European Green Pact and the latest events in relation to its development. It also analyzed the sources of funding available to Local Governments for a socioeconomic recovery through a process of ecological and just transition.

To this end, experts in the field presented the characteristics of the European Green Pact and its relationship with other strategies, such as Just Transition. The City Council of Gavà was responsible for providing the local vision and experience.



**TALLERES DE ACCIÓN CLIMÁTICA**

Red Española de Ciudades por el Clima



**Novedades del Pacto Verde Europeo y el fondo de recuperación**



**Cambio Climático y Agenda Urbana**



**La adaptación al cambio climático como elemento de desarrollo local**



**Soluciones basadas en la Naturaleza como herramienta frente al Cambio Climático**



**El papel de los municipios en el Programa Nacional de Control de la Contaminación Atmosférica**

---

## ◆ CLIMATE CHANGE AND URBAN AGENDA

On 3<sup>rd</sup> February 2021, the workshop “Climate Change and Urban Agenda” was held with the aim of informing Local Governments about the opportunity that the Spanish Urban Agenda represents to build climate neutral and resilient towns through a process of ecological and just transition.

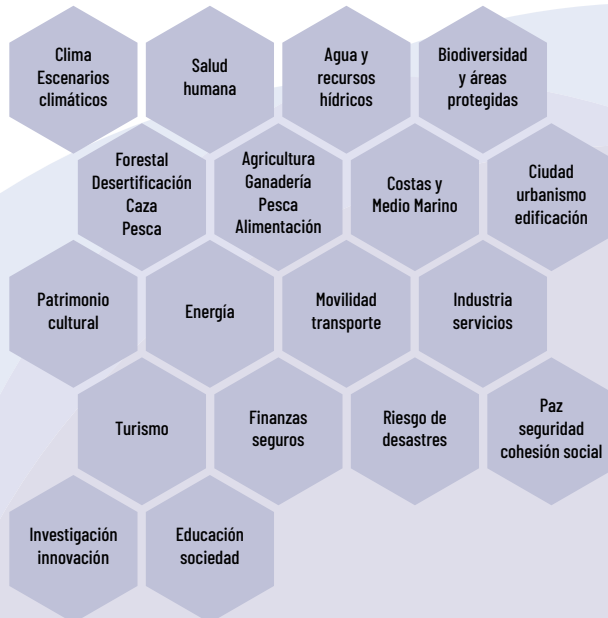


To this end, an exchange of local experiences was carried out, the result of which will serve as an example to other entities to successfully face the challenge of climate change. The workshop was developed around the opportunity offered by the Urban Agenda as a planning tool to design climate actions that favor adaptation, considering social cohesion and quality of life, developing an ecological and multifunctional city that protects natural resources and is integrated in the territory and implementing an urban planning process with the participation of all citizenship.

---

## ◆ ADAPTATION TO CLIMATE CHANGE AS AN ELEMENT OF LOCAL DEVELOPMENT

On 17<sup>th</sup> February 2021, the workshop “Adaptation to climate change as an element of local development” was held. Adaptation is to be understood as a process by which communities prepare themselves to cope with an uncertain future climate, therefore it is necessary to integrate adaptation into city planning.



In order to present the repercussions that the National Plan for Adaptation to Climate Change has for Local Governments, the Spanish Office for Climate Change took part in the event.

Sector	Lines of action of the PNACC	Examples of initiatives at local level
<b>HEALTH</b>	LA 2.2. Preventive actions against the effects of excess temperatures on health	Local heat wave protocols Climate shelters
	LA 2.4. Preventive actions in the event of atmospheric pollution episodes	Local anti-pollution protocols
<b>WATER</b>	LA 3.3. Contingent drought risk management integrated into water management	Local drought plans
	LA 3.4. Coordinated and contingent flood risk management	Local Civil Protection plans Urban planning
<b>NATURAL HERITAGE</b>	LA 4.2. Planning and management of protected areas with adaptive criteria	Adaptive planning of local management in PA
	LA 4.3. Improving the adaptive capacity of Green Infrastructure	Improvement of the urban Green infrastructure
<b>DESERTIFICATION</b>	LA 5.4. Promoting the prevention of desertification and the restoration of degraded lands	Rehabilitation of abandoned and altered surfaces, such as mining areas and landfills
<b>FOREST FIRES</b>	LA 5.5: Integration of climate projections and adaptation measures into wildland fire policy	Fire prevention in the urban-forest interface. Local Civil Protection plans
<b>FOOD</b>	LA 6.5. Development of communication actions on the relationship between food and climate change for a more responsible food consumption	Local strategies for food

Table: Lines of action of the PNACC 2021-2030

In the following round table, the situation of some adaptation actions developed by Local Governments was presented, as well as the difficulties encountered in their development and the benefits obtained with their implementation.

---

## ◆ LOCAL ENERGY COMMUNITIES

A workshop on “Local Energy Communities” was held on 24<sup>th</sup> February 2021 with the aim of making Local Governments aware of the characteristics of the different typologies of energy communities.

To this end, the Institute for Energy Diversification and Conservation (IDAE, in Spanish) participated in the event, presenting the European and national framework in which local energy communities can be developed, highlighting the central role of the consumer.

The round table of local experiences, moderated by Joan Herrera Torres, Director of Energy and Environment of the City Council of El Prat de Llobregat (Barcelona), presented three experiences of local energy communities in different stages of implementation: the electric cooperative of the City Council of Crevillent (Alicante), the energy company Vilawatt of the City Council of Viladecans (Barcelona) and the energy community of Rivas-Vaciamadrid (Madrid).

---

## ◆ NATURE-BASED SOLUTIONS AS A TOOL TO ADDRESS CLIMATE CHANGE

The “Nature-based Solutions as a Tool against Climate Change” workshop was held on 3<sup>rd</sup> March 2021, with the aim of raising awareness of which nature-based initiatives contribute to climate change mitigation and to sustainable adaptation to its effects.

To this end, the International Union for Conservation of Nature (IUCN) participated in the workshop with a precise presentation on what Nature-based Solutions are, their requirements and benefits.

In the following dialogue table, the Spanish Office for Climate Change (OECC, in Spanish) presented the role of Nature-based Solutions for the reduction of CO<sub>2</sub> emissions and the adaptation to the impacts of climate change.

Lastly, the local participation included the presentation of Nature-based Solutions in different stages of development and implementation, all of them of great interest.

---

## ◆ THE ROLE OF TOWNS IN THE NATIONAL AIR POLLUTION CONTROL PROGRAMME

The last workshop of the cycle, which took place on 24<sup>th</sup> March 2021, was organized with the aim of informing Local Government on the new National Air Pollution Control Program and analyzing the role they can play in its implementation. To this end, the Energy, Environmental and Technological Research Centre (CIEMAT, in Spanish) and the Ministry for Ecological Transition and the Demographic Challenge participated in the workshop.

The City Councils of Gijón, Santander and Puertollano participated in order to offer the vision of the Local Governments.

# CAMPAÑA ESCOLAR DE CAMBIO CLIMÁTICO



Misión:  
*¡¡Ecomuévete!!*



## 6 | SCHOOL CAMPAIGN ON CLIMATE CHANGE

Since 2015, the School Campaign on Climate Change has been carried out to provide Local Governments with tools to raise awareness among primary school students about what they and their families can do to avoid contributing to climate change.

Due to the demand of the Local Governments belonging to the Network, the Campaign has expanded its contents of both physical and on-line materials.

During this edition, new digital materials were designed to emphasize the role of sustainable mobility in the fight against climate change.

For this purpose, a new educational video was produced in which **Klimatea**, an animated robot, explains, through simple examples, the problems caused by the excessive use of motor vehicles in cities and what children can do to achieve sustainable and safe mobility.

Interactive activities were also developed to reinforce knowledge about the importance of sustainable mobility and to show which actions help to fight climate change and are beneficial to our planet.

All these activities are included into the “Guide for Teachers”, which explains the contents and objectives of the Campaign, and is completed with proposals for activities to be carried out in the classroom. In addition, the Guide indicates whether the materials are available in Spanish or English.

All the information of the Campaign is available with free access on the website of the Spanish Network of Cities for Climate: <http://www.redciudadesclima.es/campaign>



# LA HORA DEL PLANETA

CONÉCTATE CON  
LA NATURALEZA



APAGA LA LUZ  
SÁBADO 27 MARZO  
20:30-21:30



## 7 | PARTICIPATION IN EVENTS, CONFERENCES AND COLLABORATIONS

During 2020 and the first quarter of 2021, the President of the Network, and Mayor of Seville, Juan Espadas, as well as other members of the Network, participated in conferences and events related to climate change:

- **Launching day of the project CityCouncils #ForClimate.**

On 24<sup>th</sup> March 2021, the “Community for Climate” initiative presented its new project, CityCouncils #ForClimate, supported by the Spanish Network of Cities for Climate and the Spanish Office for Climate Change, and held a conference on the opportunities provided to Local Governments by the European Funds for sustainable recovery.

- **On 27<sup>th</sup> March 2021, WWF organized the “Earth Hour”.**

The President of the Spanish Network of Cities for Climate and the Secretary General of WWF invited the City Councils to actively participate in this initiative, which was also included in the Network’s website.

- **Publications “Nature-based Solutions to fight Climate Change” and “Nature-based Solutions in Mediterranean Cities”.**


During the Nature-based Solutions workshop, the International Union for Conservation of Nature (IUCN) presented two of their works, closely related to the topic being discussed. Since the publications were in English and French, with the IUCN authorization, the Spanish Network of Cities for Climate has translated both documents to facilitate the access to its members.

The publications are available on the Network’s website: <https://www.redciudadesclima.com/>



# 8 | CITIES FOR CLIMATE LIBRARY AND AUDIOVISUAL DOCUMENTATION

## ◆ 8<sup>th</sup> LOCAL GOOD PRACTICES FOR CLIMATE AWARD



The 18<sup>th</sup> volume of the “Cities for Climate Library” compiles more than 90 actions presented to the 8<sup>th</sup> Local Good Practices for Climate Award, to provide the broadest dissemination to these local actions. For this purpose, together with the on-line publication, the good practices can be consulted in a microsite included on the website of the Spanish Network of Cities for Climate.

<https://www.redciudadesclima.com/premios-buenas-practicas>

Likewise, for the winning and finalist practices, videos have been made summarizing the projects that have been carried out in each case.

## ◆ NOVELTIES REGARDING THE EUROPEAN GREEN PACT AND THE RECOVERY FUND



The 19<sup>th</sup> volume of the “Cities for Climate Library” is a Guide that collects the contributions and remarks made by the panelists of the workshop held online, on 20<sup>th</sup> January 2021, on the new features of the European Green Pact and the Recovery Fund.

<https://www.redciudadesclima.es/jornadas>

## ◆ CLIMATE CHANGE AND URBAN AGENDA



The “Cities for Climate Library” compiles in its 20<sup>th</sup> volume the role of the Spanish Urban Agenda in the climate actions implemented by Local Governments. This Guide also includes the contributions made by the panelists who participated, on 3<sup>rd</sup> February 2021, in the online workshop held on “Climate Change and Urban Agenda”.


This digital publication is completed with a video that collects the most relevant ideas contributed during the workshop.

## ◆ ADAPTATION TO CLIMATE CHANGE AS AN ELEMENT OF LOCAL DEVELOPMENT



The 21<sup>st</sup> volume of the “Cities for Climate Library” was dedicated to the contents addressed during the online workshop, held on 17<sup>th</sup> February 2021, on adaptation to climate change as an element of local development, in which the contents of the new National Plan for Adaptation to Climate Change and successful local experiences were presented. This Guide is also completed with a short video that includes the workshop’s most relevant contributions.

## ◆ NATURE-BASED SOLUTIONS AS A TOOL TO ADDRESS CLIMATE CHANGE



The 22<sup>nd</sup> volume of the “Cities for Climate Library” includes the contents addressed in the workshop on Nature-based Solutions as a tool against climate change, held on 3<sup>rd</sup> March 2021, as well as indications on the role that these projects play to tackle the effects of climate change in our country.

As in the previous cases, a video has been edited summarizing the most relevant contents.

## ◆ NATIONAL ANTI-POLLUTION PLAN WORKSHOP GUIDE



The 23<sup>rd</sup> volume of the “Cities for Climate Library” comprises the contents addressed during the workshop on the National Plan Against Atmospheric Pollution, held on 24<sup>th</sup> March 2021.



## 9 | WEBSITE

The Spanish Network of Cities for Climate has its own website, which main objective is to present the activities organized by the Network and its members, to inform about the most relevant actions and news on climate change and to facilitate the incorporation of new Local Governments to the Network.

The website is regularly updated with the reports and documents produced by the Network and with the information and news that the members of the Network send to the Secretariat.

To achieve greater dissemination of the actions of the Network and its members, a brief monthly newsletter is drawn up and sent to all the representatives and stakeholders of the Spanish Network of Cities for Climate.

[www.redciudadesclima.es](http://www.redciudadesclima.es)



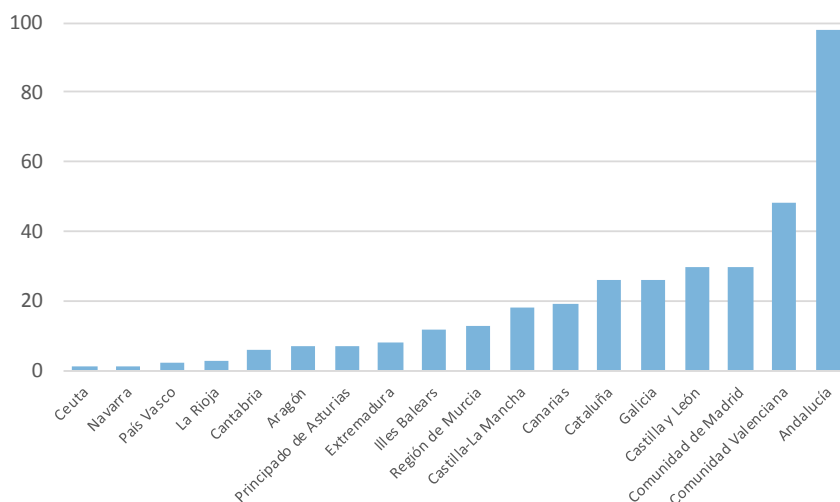


# 10 | MEMBERS OF THE SPANISH NETWORK OF CITIES FOR CLIMATE

## ◆ LOCAL GOVERNMENTS BY POPULATION SEGMENT

< 5.000	36
5.000 a 20.000	102
20.000 a 50.000	99
> 50.000	118
<b>Grand total</b>	<b>355</b>

## ◆ LOCAL GOVERNMENTS BY AUTONOMOUS COMMUNITY



## ◆ NETWORK MEMBERS IN 2020

	EELL	Province	Population INE
1	Adamuz City Council	CÓRDOBA	4.192
2	Adeje City Council	SANTA CRUZ DE TENERIFE	47.869
3	Adra City Council	ALMERÍA	25.148
4	Alaquàs City Council	VALENCIA	29.561
5	Alar del Rey City Council	PALENCIA	934
6	Albacete City Council	ALBACETE	173.329
7	Alboraya City Council	VALENCIA	24.454
8	Alcalá de Guadaira City Council	SEVILLA	75.279
9	Alcalá de Henares City Council	MADRID	195.649
10	Alcalá La Real City Council	JAÉN	21.605
11	Alcantarilla City Council	MURCIA	42.048
12	Alcaracejos City Council	CÓRDOBA	1.486
13	Alcázar de San Juan City Council	CIUDAD REAL	30.686
14	Alcobendas City Council	MADRID	117.040
15	Alcorcón City Council	MADRID	170.514
16	Alcúdia (L') City Council	VALENCIA	12.009
17	Alfàs del Pi (L') City Council	ALICANTE	20.482
18	Algeciras City Council	CÁDIZ	121.957
19	Algemesí City Council	VALENCIA	27.331
20	Algete City Council	MADRID	20.611
21	Algueña City Council	ALICANTE	1.336
22	Alhaurín de la Torre City Council	MÁLAGA	40.345
23	Alicante City Council	ALICANTE	334.887
24	Almansa City Council	ALBACETE	24.419
25	Almendrales City Council	BADAJOS	33.474
26	Almería City Council	ALMERIA	198.533
27	Almoines City Council	VALENCIA	2.414
28	Almonte City Council	HUELVA	1.819
29	Álora City Council	MÁLAGA	12.985
30	Alovera City Council	GUADALAJARA	12.735
31	Andújar City Council	JAÉN	36.793
32	Antequera City Council	MÁLAGA	41.239
33	Arahal City Council	SEVILLA	19.526
34	Aranda de Duero City Council	BURGOS	32.856
35	Aranjuez City Council	MADRID	59.607
36	Archena City Council	MURCIA	19.301
37	Arenas de San Pedro City Council	ÁVILA	6.377

	EELL	Province	Population INE
38	Arganda del Rey City Council	MADRID	55.389
39	Arnedo City Council	LA RIOJA	14.875
40	Arona City Council	SANTA CRUZ DE TENERIFE	81.216
41	Arrecife City Council	LAS PALMAS	62.988
42	Aspe City Council	ALICANTE	20.714
43	Astillero City Council	CANTABRIA	18.111
44	Avila City Council	ÁVILA	57.744
45	Ayamonte City Council	HUELVA	20.946
46	Azuqueca de Henares City Council	GUADALAJARA	35.009
47	Badalona City Council	BARCELONA	220.440
48	Baeza City Council	JAÉN	15.841
49	Bailén City Council	JAÉN	17.667
50	Barcelona City Council	BARCELONA	1.636.762
51	Barco de Ávila City Council	ÁVILA	2.312
52	Barrios (Los) City Council	CÁDIZ	23.642
53	Barro City Council	PONTEVEDRA	3.680
54	Barxeta City Council	VALENCIA	1.601
55	Béjar City Council	SALAMANCA	12.739
56	Benalmádena City Council	MÁLAGA	68.128
57	Benavente City Council	ZAMORA	17.935
58	Benicasim City Council	CASTELLÓN	18.192
59	Benidorm City Council	ALICANTE	68.721
60	Benigembla City Council	ALICANTE	490
61	Berja City Council	ALMERÍA	12.415
62	Berzosa de Lozoya City Council	MADRID	205
63	Besalú City Council	GIRONA	2.492
64	Bigastro City Council	ALICANTE	6.733
65	Bonrepòs i Mirambell City Council	VALENCIA	3.691
66	Bujalance City Council	CÓRDOBA	7.417
67	Burela City Council	LUGO	9.588
68	Burgos City Council	BURGOS	175.821
69	Cabana de Bergantiños City Council	A CORUÑA	4.248
70	Cabra City Council	CÓRDOBA	20.341
71	Cáceres City Council	CÁCERES	96.126
72	Cádiz City Council	CÁDIZ	116.027
73	Calatayud City Council	ZARAGOZA	20.024
74	Callosa de Segura City Council	ALICANTE	19.038
75	Calviá City Council	ILLES BALEARS	50.559
76	Camariñas City Council	A CORUÑA	5.272

	EELL	Province	Population INE
77	Camas City Council	SEVILLA	27.509
78	Cambados City Council	PONTEVEDRA	13.744
79	Campello (El) City Council	ALICANTE	28.349
80	Candelaria City Council	SANTA CRUZ DE TENERIFE	27.985
81	Candeleda City Council	ÁVILA	5.018
82	Carbajosa de la Sagrada City Council	SALAMANCA	7.116
83	Carballeda de Avia City Council	OURENSE	1.286
84	Carballiño (O) City Council	OURENSE	14.027
85	Carlota (La) City Council	CÓRDOBA	14.061
86	Castellón de la Plana City Council	CASTELLÓN	171.728
87	Castilleja de la Cuesta City Council	SEVILLA	17.418
88	Castro-Urdiales City Council	CANTABRIA	32.069
89	Castuera City Council	BADAJOS	5.880
90	Cazorla City Council	JAÉN	7.441
91	Ceutí City Council	MURCIA	11.565
92	Chiclana de la Frontera City Council	CÁDIZ	84.489
93	Chipiona City Council	CÁDIZ	19.123
94	Cieza City Council	MURCIA	34.988
95	Ciudadella de Menorca City Council	ILLES BALEARS	29.840
96	Coca City Council	SEGOVIA	1.763
97	Coín City Council	MÁLAGA	22.147
98	Collado Villalba City Council	MADRID	63.679
99	Conil de la Frontera City Council	CÁDIZ	22.529
100	Cordoba City Council	CÓRDOBA	325.701
101	Coria del Río City Council	SEVILLA	30.777
102	Corrales de Buelna (Los) City Council	CANTABRIA	10.910
103	Coruña (A) City Council	A CORUÑA	245.711
104	Covelo (O) City Council	PONTEVEDRA	2.396
105	Cuenca City Council	CUENCA	54.690
106	Cunit City Council	TARRAGONA	12.952
107	Daimiel City Council	CIUDAD REAL	17.929
108	Dénia City Council	ALICANTE	42.166
109	Donostia-San Sebastián City Council	GUIPÚZCOA	187.415
110	Dos Hermanas City Council	SEVILLA	133.968
111	Dúrcal City Council	GRANADA	7.015
112	Ecija City Council	SEVILLA	39.873
113	Eivissa City Council	ILLES BALEARS	49.783
114	Ejea de los Caballeros City Council	ZARAGOZA	16.783
115	Elche City Council	ALICANTE	232.517

	EELL	Province	Population INE
116	Elda City Council	ALICANTE	52.618
117	Eliana (L') City Council	VALENCIA	18.235
118	Espinar (EI) City Council	SEGOVIA	8.986
119	Estepona City Council	MALAGA	67.012
120	Fene City Council	A CORUÑA	12.944
121	Férez City Council	ALBACETE	643
122	Fernán-Núñez City Council	CÓRDOBA	9.663
123	Fuenlabrada City Council	MADRID	193.700
124	Gáldar City Council	LAS PALMAS	24.242
125	Gandía City Council	VALENCIA	74.562
126	Gavà City Council	BARCELONA	46.771
127	Getafe City Council	MADRID	183.374
128	Gibraleón City Council	HUELVA	12.607
129	Gijón City Council	ASTURIAS	271.780
130	Gines City Council	SEVILLA	13.420
131	Girona City Council	GIRONA	101.852
132	Gondomar City Council	PONTEVEDRA	14.286
133	Granada City Council	GRANADA	232.462
134	Granollers City Council	BARCELONA	61.275
135	Grove (O) City Council	PONTEVEDRA	10.650
136	Guadalajara City Council	GUADALAJARA	85.871
137	Guadarrama City Council	MADRID	16.032
138	Guadix City Council	GRANADA	18.422
139	Guía de Isora City Council	SANTA CRUZ DE TENERIFE	21.368
140	Haro City Council	LA RIOJA	11.408
141	Hospitalet de Llobregat (L') City Council	BARCELONA	264.923
142	Huelma City Council	JAÉN	5.776
143	Huelva City Council	HUELVA	143.663
144	Huércal de Almería City Council	ALMERÍA	17.651
145	Huércal-Overa City Council	ALMERÍA	19.127
146	Huesca City Council	HUESCA	53.132
147	Huétor Vega City Council	GRANADA	12.039
148	Ibi City Council	ALICANTE	23.489
149	Icod de Los Vinos City Council	SANTA CRUZ DE TENERIFE	23.254
150	Inca City Council	ILLES BALEARS	33.319
151	Jaén City Council	JAÉN	112.999
152	Jerez de la Frontera City Council	CÁDIZ	212.749
153	Jumilla City Council	MURCIA	25.600
154	Laviana City Council	ASTURIAS	12.977



	EELL	Province	Population INE
155	Leganés City Council	MADRID	189.861
156	León City Council	LEÓN	124.303
157	Lepe City Council	HUELVA	27.431
158	Línea de la Concepción (La) City Council	CÁDIZ	63.147
159	Llanera City Council	ASTURIAS	13.702
160	Llerena City Council	BADAJOS	5.804
161	Lobios City Council	OURENSE	1.708
162	Logroño City Council	LA RIOJA	151.136
163	Loja City Council	GRANADA	20.342
164	Lorca City Council	MURCIA	94.404
165	Lugo City Council	LUGO	98.276
166	Madarcos City Council	MADRID	48
167	Madrid City Council	MADRID	3.266.126
168	Maella City Council	ZARAGOZA	1.985
169	Mairena del Alcor City Council	SEVILLA	23.550
170	Majadahonda City Council	MADRID	71.826
171	Malaga City Council	MÁLAGA	574.654
172	Manzanares El Real City Council	MADRID	8.840
173	Maó City Council	ILLES BALEARS	29.040
174	Maracena City Council	GRANADA	22.116
175	Marbella City Council	MÁLAGA	143.386
176	Marín City Council	PONTEVEDRA	24.319
177	Marratxí City Council	ILLES BALEARS	37.193
178	Mataró City Council	BARCELONA	128.265
179	Miajadas City Council	CÁCERES	9.607
180	Mijas City Council	MÁLAGA	82.742
181	Miranda de Ebro City Council	BURGOS	35.522
182	Moclínejo City Council	MÁLAGA	1.271
183	Moguer City Council	HUELVA	22.088
184	Mojonera (La) City Council	ALMERÍA	9.021
185	Molina de Segura City Council	MURCIA	71.890
186	Mollet del Vallès City Council	BARCELONA	51.318
187	Montcada i Reixac City Council	BARCELONA	36.239
188	Montilla City Council	CÓRDOBA	22.859
189	Montoro City Council	CÓRDOBA	9.364
190	Monzón City Council	HUESCA	17.236
191	Moraña City Council	PONTEVEDRA	4.179
192	Morón de la Frontera City Council	SEVILLA	27.627
193	Motril City Council	GRANADA	58.020

	EELL	Province	Population INE
194	Moya City Council	LAS PALMAS	7.696
195	Murcia City Council	MURCIA	453.258
196	Nerja City Council	MÁLAGA	21.091
197	Novelda City Council	ALICANTE	25.651
198	Olivares City Council	SEVILLA	9.394
199	Olot City Council	GIRONA	35.228
200	Olvera City Council	CÁDIZ	8.113
201	Onda City Council	CASTELLÓN	24.859
202	Osuna City Council	SEVILLA	17.560
203	Ourense City Council	OURENSE	105.233
204	Oviedo City Council	ASTURIAS	219.686
205	Paderne City Council	A CORUÑA	2.394
206	Paiporta City Council	VALENCIA	26.088
207	Pajares de Adaja City Council	ÁVILA	149
208	Palau-Solità i Plegamans City Council	BARCELONA	14.771
209	Palencia City Council	PALENCIA	78.412
210	Palma City Council	ILLES BALEARS	416.065
211	Palma del Rio City Council	CÓRDOBA	21.064
212	Palmas de Gran Canaria (Las) City Council	LAS PALMAS	379.925
213	Pamplona City Council	NAVARRA	201.653
214	Paracuellos de Jarama City Council	MADRID	25.269
215	Paradas City Council	SEVILLA	6.908
216	Parla City Council	MADRID	130.124
217	Paterna City Council	VALENCIA	70.195
218	Peligros City Council	GRANADA	11.394
219	Petrer City Council	ALICANTE	34.276
220	Piloña City Council	ASTURIAS	6.973
221	Pineda de Mar City Council	BARCELONA	27.272
222	Pinoso City Council	ALICANTE	7.966
223	Pinto City Council	MADRID	52.526
224	Plasencia City Council	CÁCERES	39.913
225	Poio City Council	PONTEVEDRA	17.082
226	Ponferrada City Council	LEÓN	64.674
227	Ponte-Caldelas City Council	PONTEVEDRA	5.494
228	Pozuelo de Alarcón City Council	MADRID	86.422
229	Prat de Llobregat (El) City Council	BARCELONA	64.599
230	Priego de Córdoba City Council	CÓRDOBA	22.408
231	Puebla de Cazalla (La) City Council	SEVILLA	10.979
232	Puebla del Río (La) City Council	SEVILLA	11.868

EELL	Province	Population INE	
233	Puente Genil City Council	CÓRDOBA	30.048
234	Puerto del Rosario City Council	LAS PALMAS	40.753
235	Puerto Lumbreras City Council	MURCIA	15.394
236	Puertollano City Council	CIUDAD REAL	47.035
237	Puigpunyent City Council	ILLES BALEARS	2.012
238	Pulianas City Council	GRANADA	5.429
239	Pulpí City Council	ALMERÍA	10.055
240	Punta Umbría City Council	HUELVA	15.242
241	Rafelguaraf City Council	VALENCIA	2.335
242	Realejos (Los) City Council	SANTA CRUZ DE TENERIFE	36.402
243	Reinosa City Council	CANTABRIA	9.003
244	Riba-roja de Túria City Council	VALENCIA	22.264
245	Rinconada (La) City Council	SEVILLA	38.628
246	Riudecanyes City Council	TARRAGONA	1.124
247	Rivas-Vaciamadrid City Council	MADRID	88.150
248	Roquetas de Mar City Council	ALMERÍA	96.800
249	Rota City Council	CÁDIZ	29.109
250	Rozas de Madrid (Las) City Council	MADRID	95.814
251	Sabadell City Council	BARCELONA	213.644
252	Sagunto City Council	VALENCIA	66.140
253	Salobreña City Council	GRANADA	12.381
254	San Andrés del Rabanedo City Council	LEÓN	30.615
255	San Antonio de Benagéber City Council	VALENCIA	9.089
256	San Bartolomé de la Torre City Council	HUELVA	3.736
257	San Cristobal de la Laguna City Council	SANTA CRUZ DE TENERIFE	157.503
258	San Fernando de Henares City Council	MADRID	39.432
259	San Ildefonso-La Granja City Council	SEGOVIA	5.241
260	San Javier City Council	MURCIA	32.489
261	San Juan de Aznalfarache City Council	SEVILLA	21.416
262	San Juan del Puerto City Council	HUELVA	9.300
263	San Martín del Rey Aurelio City Council	ASTURIAS	16.074
264	San Pedro del Pinatar City Council	MURCIA	25.476
265	San Sebastián de los Reyes City Council	MADRID	89.276
266	Sant Adrià de Besós City Council	BARCELONA	37.097
267	Sant Antoni de Portmany City Council	ILLES BALEARS	26.306
268	Sant Boi de Llobregat City Council	BARCELONA	83.605
269	Sant Joan d'Alacant City Council	ALICANTE	23.915
270	Sant Vicent del Raspeig City Council	ALICANTE	58.385
271	Santa Brígida City Council	LAS PALMAS	18.263

	EELL	Province	Population INE
272	Santa Coloma de Gramenet City Council	BARCELONA	119.215
273	Santa Cruz de Tenerife City Council	SANTA CRUZ DE TENERIFE	207.312
274	Santa Marta de Tormes City Council	SALAMANCA	14.805
275	Santa Pola City Council	ALICANTE	32.306
276	Santander City Council	SANTANDER	172.539
277	Santanyí City Council	ILLES BALEARS	12.237
278	Santisteban del Puerto City Council	JAÉN	4.472
279	Sarrià City Council	LUGO	13.330
280	Segorbe City Council	CASTELLÓN	8.978
281	Segovia City Council	SEGOVIA	51.674
282	SEVILLA City Council	SEVILLA	688.592
283	Silla City Council	VALENCIA	18.771
284	Soria City Council	SORIA	39.398
285	Soto del Real City Council	MADRID	8.799
286	Tacoronte City Council	SANTA CRUZ DE TENERIFE	24.134
287	Talavera de la Reina City Council	TOLEDO	83.417
288	Táliga City Council	BADAJOS	665
289	Tarragona City Council	TARRAGONA	134.515
290	Tegueste City Council	SANTA CRUZ DE TENERIFE	11.294
291	Tejeda City Council	LAS PALMAS	1.909
292	Toledo City Council	TOLEDO	84.873
293	Tomelloso City Council	CIUDAD REAL	35.873
294	Torrejón de la Calzada City Council	MADRID	8.872
295	Torrelodones City Council	MADRID	23.717
296	Torremolinos City Council	MÁLAGA	68.661
297	Torrent City Council	VALENCIA	82.208
298	Torrevieja City Council	ALICANTE	83.337
299	Totana City Council	MURCIA	32.008
300	Tudela de Duero City Council	VALLADOLID	8.564
301	Utebo City Council	ZARAGOZA	18.691
302	Utrera City Council	SEVILLA	50.728
303	Valdepeñas City Council	CIUDAD REAL	30.077
304	Valencia City Council	VALENCIA	794.288
305	Vall d'Uixó (La) City Council	CASTELLÓN	31.660
306	Valladolid City Council	VALLADOLID	298.412
307	Valle de Mena City Council	BURGOS	3.726
308	Vedra City Council	A CORUÑA	5.036
309	Velez-Málaga City Council	MÁLAGA	81.643
310	Vera City Council	ALMERÍA	16.452

EELL	Province	Population INE	
311	Vic City Council	BARCELONA	46.214
312	Vícar City Council	ALMERÍA	26.028
313	Vigo City Council	PONTEVEDRA	295.364
314	Vilaboa City Council	PONTEVEDRA	5.874
315	Viladecans City Council	BARCELONA	66.611
316	Vilafranca del Penedès City Council	BARCELONA	39.746
317	Vilanova i la Geltrú City Council	BARCELONA	67.086
318	Villa de Agüimes (La) City Council	LAS PALMAS	31.619
319	Villa de Don Fadrique (La) City Council	TOLEDO	3.664
320	Villalbilla City Council	MADRID	13.878
321	Villamayor City Council	SALAMANCA	7.202
322	Villamuriel de Cerrato City Council	PALENCIA	6.469
323	Villanueva de Argaño City Council	BURGOS	119
324	Villanueva de la Cañada City Council	MADRID	21.445
325	Villanueva del Arzobispo City Council	JAÉN	8.193
326	Villaquilambre City Council	LEÓN	18.638
327	Villares (Los) City Council	JAÉN	6.014
328	Villarreal/Vila Real City Council	CASTELLÓN	50.893
329	Villarrobledo City Council	ALBACETE	25.184
330	Villaviciosa City Council	ASTURIAS	14.439
331	Villaviciosa de Odón City Council	MADRID	27.835
332	Villena City Council	ALICANTE	33.964
333	Vitoria-Gasteiz City Council	ÁLAVA	251.774
334	Viveiro City Council	LUGO	15.466
335	Xàtiva City Council	VALENCIA	29.231
336	Xirivella City Council	VALENCIA	29.623
337	Yecla City Council	MURCIA	34.432
338	Yunquera City Council	MALÁGA	2.864
339	Zaragoza City Council	ZARAGOZA	674.997
340	La Gomera Insular Council	SANTA CRUZ DE TENERIFE	21.503
341	Autonomous City of Ceuta	CEUTA	84.777
342	Eivissa Insular Council	ILLES BALEARS	147.914
343	Menorca Insular Council	ILLES BALEARS	91.920
344	Albacete Provincial Council	ALBACETE	388.167
345	Badajoz Provincial Council	BADAJOZ	673.559
346	Barcelona Provincial Council	BARCELONA	5.664.579
347	Cádiz Provincial Council	CÁDIZ	1.240.155
348	Castellón Provincial Council	CASTELLÓN	579.962
349	Guadalajara Provincial Council	GUADALAJARA	257.762

	EELL	Province	Population INE
350	Huelva Provincial Council	HUELVA	521.870
351	Jaén Provincial Council	JAÉN	633.564
352	Malaga Provincial Council	MÁLAGA	1.661.785
353	Palencia Provincial Council	PALENCIA	160.980
354	Pontevedra Provincial Council	PONTEVEDRA	942.665
355	Cantabria Association of Sustainable Municipalities	CANTABRIA	103.787
<b>TOTAL INHABITANTS<sup>1</sup></b>			<b>31.033.438</b>

### 355 Local Entities and two observers:

- Navarre Network of Local Entities towards Sustainability (Navarre)
- Basque Network of Municipalities towards Sustainability. Udalsarea21 (Basque Country)

## ◆ NETWORK MEMBERS JOINING IN THE FIRST QUARTER OF 2021

	EELL	Province	Population INE
	Doña Mencía City Council	Córdoba	4.615
	Fuengirola City Council	Málaga	82.837

## ◆ TOTAL NUMBER OF MEMBERS OF THE SPANISH NETWORK OF CITIES FOR CLIMATE CHANGE

### 357 Local Entities and two observers:

- Navarre Network of Local Entities towards Sustainability (Navarre)
- Basque Network of Municipalities towards Sustainability. Udalsarea21 (Basque Country)

**TOTAL INHABITANTS: 31.120.890<sup>1</sup>**

(1) Figure calculated from the INE (Spanish Statistical Office) data corresponding to the municipal census of 2018, without considering the inhabitants of a City or Town Council which Provincial or Insular Council is also a member of the Spanish Network of Cities for Climate.



# ACTIVITY REPORT 2020 2021

## Red Española de Ciudades por el Clima

FEDERACIÓN ESPAÑOLA DE MUNICIPIOS Y PROVINCIAS

C/ Nuncio, 8 - 28005 Madrid

Telf: +34 913643700

[red.clima@femp.es](mailto:red.clima@femp.es)

[www.redciudadesclima.es](http://www.redciudadesclima.es)

DEPÓSITO LEGAL: M-20820-2021

